



# SHRI RAM GLOBAL SCHOOL LUCKNOW



## NEWSLETTER



### PRE-NURSERY

2020-2021

#### MESSAGE FROM TEACHER

Dear Parents,

We would like to welcome you all. Our aim is to provide an outstanding pre-nursery, where each child is nurtured and valued and children make exceptional progress. We aim to offer excellence in all areas of the curriculum, teaching and personal support for children, in a stimulating and safe learning environment.

Our curriculum is divided into age-appropriate monthly themes. All activities & lesson plans are crafted to scientific brain-based principles making learning a fun and creative process so that all the concepts remain in child's long-term memory.

Lastly, We, would like to give our heartfelt appreciation and gratitude to all parents, families and friends for your continuous support in all our activities and programs. We are looking forward to seeing and working with you again in 2021-2022.

**Good Luck and Best Wishes!**



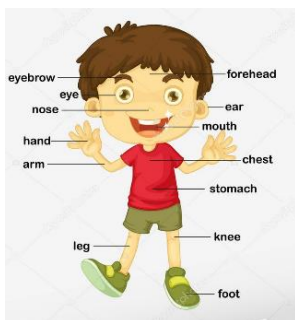


EVS learning provides an opportunity for children to explore, investigate and develop an understanding of the natural, human, social and cultural dimensions of the local and wider environments.

Our curriculum started with a focus on the Self like Myself, Bodyparts, Family and gradually we introduced the concept of Manners and Etiquette, community helpers, Animals, Birds, Water creatures, Festivals, Means of transport , Flowers, Fruits and Vegetables. Children easily learned these concepts with the help of PPTs, E-modules, Videos, Songs, Art and Craft work.

### Me and My Family

In this lesson students practiced by talking about different members of the family. Students played fun family games, made family tree posters, sang songs and learned about safe circle.



### My Body Parts

In this lesson students practiced naming different parts of the body and their functions. Students played fun games, did energetic activities, sang songs and practiced few worksheets.

### Manners and Etiquette

Using good manners is a skill that is extremely important to get along with other people in the society. In this lesson, students learned about good habits, table manners, golden words and classroom rules with the help of PPTs, short stories, rhymes and worksheets.



### Community Helpers

In this lesson students learnt about different community helpers. Students will be able to identify the role and importance of community helpers with the help of PPTs, short stories, pretend play, rhymes and worksheets.



## Animals

In this lesson students learnt about different types of animals, their sounds and body parts, food habits, habitats etc. with the help of PPTs, rhymes, worksheets, art and craft. Students are able to identify domestic, farm and wild animal at the end of the lesson.



## Birds

In this lesson students learned about different types of birds, their body parts, food habits etc. with the help of PPTs, short stories, rhymes, art and craft and they showcased their knowledge through show and tell activity.

## Aquatic Animals

In this lesson students enjoyed learning about the different types of water animals, their body parts, food habits, etc. with the help of PPTs, rhymes, worksheets, art and craft. Students were able to identify water animals and land animals at the end of the lesson.



## Health and Hygiene

Health and Hygiene forms an important part of self-care to ensure that each child leads a healthy life. In this lesson students learned various healthy practices which would help them to be healthy and happy with the help of PPTs, flashcards, stories, songs, activities, art and craft work and worksheets.

## Festivals

The beauty of Indian culture and diversity lies in the heart of festivals. It helps individuals to share and enjoy their time with their families, relatives and friends without any worries. In this lesson students learned about different festivals, their significance, food etc. with the help of PPTs, stories, songs, art and craft activities.



## Transport

In this lesson kids learned different means of transport with the help of PPTs, flashcards, songs, art and craft and worksheets. They also showcased their knowledge through show and tell activity.

## Flowers, Fruits and Vegetables

Plants play very important role in the life of human beings as they provide us many beneficial things. In this lesson children learned about plants, importance of plants, their different parts, things needed for plants to grow, different vegetables, fruits and flowers with the help of PPTs, flashcards, stories, songs, art and craft, activities and worksheets. In the end, every student showcased their knowledge in show and tell activity.



## ENGLISH



### INTRODUCTION OF COLOURS

***Colours are very powerful tool for obtaining information on the environment.***

Children usually learn about colours during their preschool years. Early identification of colours helps to create the cognitive link between visual clues and words.



We introduced different colours like red, yellow, blue, orange, green, purple, pink black and white step-by-step with the help of PPTs,



songs, fun games, activities, art and craft work, and worksheets.


At the end of each lesson, students were able to sort objects according to colour and were able to identify colour of particular object.

## WRITING SKILLS

***“Children want to write. They want to write the first day they attend school. Before they went to school, they marked up walls, pavements, newspapers with crayons, chalk, pens or pencils...anything that makes a mark. The child’s marks say, ‘I am.’” – Donald Graves***

Introduction of different writing patterns “standing line”, “sleeping line”, “slanting line” and “curved lines” was done with the help of stories and children practiced them with various worksheets.





- We made them practice this through Connecting Dots worksheets and activities.
- Gave an Introduction of alphabets by using different visual and oral teaching learning materials.
- Children were made to do writing practice on the slate with thick Chalk grip.

## INTRODUCTION OF LETTERS



**letter recognition skills are important and should not be passed over for letter sound practice.**



Letter recognition is the ability to name letters, identify characteristics specific to said letter, and letter formation of all 26 uppercase letter symbols used in the English language. We introduced letters step by step-

1. In first step we introduced letters that are formed by standing and sleeping lines like 'L', 'T', 'H', 'F', 'E' 'I'
2. We introduced letters formed by combination of standing, sleeping and slanting lines like 'V', 'N', 'Z', 'M', 'W', 'X', 'Y', 'A', 'K'
3. We included letters formed with help of curves like 'D', 'P', 'R', 'B', 'C', 'G', 'U', 'S', 'J', 'O', 'Q'



We introduced these letters with their phonic sound and vocabulary, PPTs, stories, flash cards, concrete objects, rhymes, activities, art and craft work. To enhance their writing skills, they were made to write letters in text book, workbook and worksheets.

## NUMBER WORK




## PRE NUMBER CONCEPTS

Pre number concept activities focus on classification such as the difference in shapes, picking out between small and big, near and far, thick and thin, tall or short, etc.



Students were introduced with different shapes like circle, square, triangle, rectangle, oval, star, pentagon with the help of PPTs, flashcards, related objects, songs, activities, art






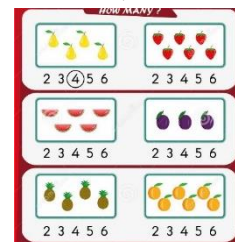
& craft and worksheets. At the end of lesson students were able to identify the shape and they could easily talk about the shape name by observing flashcard of particular object.

## INTRODUCTION OF NUMBERS

Introduction of numbers was done step by step as kids were learning numbers very first time. First



we introduced number 1, 4, 7 then 0, 6, 9, 3 and at last focused on 8, 2 and 5. So, the writing method of numbers was easier for them. Introduction of following numbers was done with the help of PPTs, flashcards, songs and activities. Tracing and writing works were practiced in worksheets, text book and workbook. Number value was also introduced with the help of flashcards and worksheets.



At the end of lesson, students were able to count the objects and write the related numbers and they could count objects correctly on seeing a number flashcard.

## CONCEPTS / MOTOR SKILL



**Fine motor** -To Improve fine motor skills, beads related activities can help to strengthen the small muscles in children's hands as they grasp different sized beads. They will use various hand movements, depending on the size of the bead.



Children learnt different activities related with beads and threads like threading and beading, making pasta necklace, counting and sorting of beads according to colour, shape and size.



**Gross motor** Working on gross motor skills helps a child gain strength and confidence in his/her body. It also helps them get exercise and physical activity, which is important for a healthy lifestyle.



Children learnt different exercises to enhance their physical stamina like jumping, bending, crawling, climbing, running, hopping with the help of videos and activities.




big



small

Children also learnt the concept of big and small, full and empty, tall and short, near and far, fast and slow with the help of PPTs, flash cards, videos, activities and worksheets.



## RHYME TIME



### ***'GREAT RHYMERS MAKE GREAT READERS'***

Songs and rhymes are a cornerstone of language development, positive interaction and early learning in childhood. Hence, nursery rhymes continue to be a key source of interaction. In this session, children learnt different rhymes with the help of action and videos. For e.g.-



- related to colours, letters, and numbers
- Wheels on the Bus
- Mummy Darling
- In My Garden
- Teddy Bear
- Bits of Paper
- Brush Brush Brush your Teeth
- Old Mac Donald
- Jingle Bell
- Aeroplane Aeroplane



Kids were encouraged to showcase their talent by participating in rhyme recitation activity where they recited the complete rhyme with action.

## SHRIRAM GLOBAL SCHOOL ACTIVITIES

**EARTH DAY**-Earth Day is celebrated on April 22nd. It is a very important day for everyone who inhabits this planet.



Students celebrated earth day by participating in art and craft work in which they created different things under the topic 'best out of waste'. In the next activity they watched a video related to mother earth and

learned how to save mother earth by taking small measures like save water, save electricity, go green, plant trees, reduce, reuse and recycle etc.



### **MOTHER'S DAY- "God could not be everywhere and so he created mothers"**



Mother's Day is a day dedicated to all mothers, so that we all can show our respect and appreciation. To show love and gratitude towards the mothers, our little wonders celebrated Mother's Day in completely amazing and different manner.


They spent a complete day with their mothers and did wonderful things for them with the help of other family members. For example, they made a beautiful Mother's Day card, colourful pasta necklace, salty and biscuit sandwiches and beverage like lemonade etc.



**INDEPENDENCE DAY** - India got freedom on 15<sup>th</sup> August 1947. So, we celebrate this day every year as Independence Day. The school was decorated with tricolour balloons, ribbons, flowers. The principal unfurled the flag. Students watched whole program through live telecast.



**JANMASHTAMI CELEBRATION**-To seek the blessings of Lord Krishna, Janmashtami was celebrated with great devotion and joy. Students celebrated this day by watching a story and decorating Dahi-Handi in art and craft activity. The virtual celebration commenced with great enthusiasm and devotion.



**RAKSHABANDHAN CELEBRATION**- Rakshabandhan is celebrated to strengthen the deepest and noblest bond between a brother and sister. To celebrated this day our tiny tots prepared Rakshabandhan cards by using decorative threads, stars, mirrors, pearls and flowers for their brothers and they watched Rakshabandhan movie related to this festival.




### GRANDPARENTS DAY-

#### 'A salute to our Roots'

Grandparents are the family's strong foundation. Through their special love and care, grandparents keep a family close at heart. To honour them SRGS students celebrated Grandparents Day with great love and energy. Little wonders created bookmark for their lovely grandparents, watched story and danced on a song named "thank you grand maa, thank you grand paa".



Though the entire celebration was done virtually yet it was an enjoyable moment for the child.



**DUSSEHRA CELEBRATION**- *"India is known as the land of festivals and Dussehra is one of them, which has its unique perception and significance"*

Dussehra was celebrated with a lot of zeal and fervour by our students. The students enjoyed the fun filled activities like watching videos and making Ravana puppets with colourful papers, star, stones, glitters and ice cream sticks to celebrate 'Dussehra', the victory good over evil.



**DIWALI CELEBRATION**- On this special occasion, Shri Ram Global School organised a Rangoli making competition which was not only for students but also for the family members. Students watched story and danced on a Diwali song. 'Diya decoration' activity was also done by the students.





## LA COMPETENCIA-

***“COMPETITION makes us FASTER and COLLABORATION makes us BETTER”***

To bring out hidden qualities that children possess, our school organised La Competencia, where kids participated in different activities like show & tell, dance to the tune, rhyme time, young scientist, folk culture, Hindi and English elocution and so on.



Due to covid-19, the competition was organised online, but the enthusiasm of kids was amazing.



**CHRISTMAS CELEBRATION-** Christmas is the festival which inspires the spirit of sharing and caring. The students celebrated this day by watching videos of Christmas story, song and also decorated Christmas tree in art and craft activity.

## REPUBLIC DAY-

***“The sanctity of law can be maintained only so as long as it is the expression of the will of the people.”***

We celebrate Republic Day on 26<sup>th</sup> January every year as the new constitution of free India came into force on this day in the year 1950.



The day was celebrated with pomp and show. The school was decorated with tricolour balloons, ribbons, flowers. The principal unfurled the flag. Students watched whole program through live telecast. They participated in different activities like fancy dress, declamation, patriotic song competition etc. Our little wonders performed beautifully in fancy dress show. Kids also created national flag in art and craft activity.

**BASANT PANCHAMI-** Basant Panchami was celebrated in our school with great fervour and enthusiasm. The whole school assembled together to pray and attain blessings from Goddess Saraswati to reach the epitome of knowledge. The pooja started with a beautiful Saraswati vandana and after that Prasad was distributed.



## CO-CURRICULAR ACTIVITIES

Co-curricular activities are intended to bring social & intellectual skills, moral, cultural & ethical values, personality development and character advancement in students.



All the co-curricular activities this year were done online where our teachers shared their dance, yoga & exercise, music and art-craft work videos. Effective videos enabled our kids to learn everything without fail.



# 2020-2021





# HAPPY LEARNING

