



# SHRI RAM GLOBAL SCHOOL LUCKNOW



**Dear Parents,**

We would like to welcome you all to our Annual Nursery Newsletter. We extend our heartfelt gratitude and appreciation to all parents and families for their continuous support in our activities and endeavours. Our aim is to provide an outstanding nursery education where each child is nurtured and valued and all children make exceptional progress. We aim to offer excellence in all areas of the curriculum, teaching and personal support for children, in a stimulating and safe learning environment. We are very excited about leading the children on the fascinating journey of knowledge. The following is a quick overview of the concepts your child has virtually learnt in the entire session of 2020 - 21.

## Top Tips for Talking!

Every month we suggest some ways to encourage your children to talk!

- Get your child's attention before you start to talk.
- Smile and make eye contact.
- Say their name.
- Use a friendly gesture.
- Get down to your child's level.
- Allow your child time to start a conversation. This gives your child time to talk and show you what interests them.



## ENGLISH



We wrapped up the session with all the Uppercase and Lowercase letters. We also practiced these sounds each day in class. Each one of your children came up with excellent words when covering the beginning sounds these letters make. We were very proud of them.

This was made more interesting by

vocabulary building flash cards, real objects, videos on smart board, rhymes, stories, activities and craft. To enhance their writing skill they were made to write letters in notebook and worksheet. Some games that made learning fun that were the matching game (matching upper to lower) or what sound does this letter make?



### Activities-

Various kinds of activities were conducted in the class for better recognition and formation of letters like- writing Letter in the air, on semolina or sand, Letter hunt. All these activities were conducted during the virtual classes which were very interesting for the kids.





## English Rhyme



I had a little turtle, it's name was Tiny Tim  
I put him in the bath tub, to see if he could swim  
He drank up all the water, and ate a bar of soap  
And now he's in his bed, with bubbles in his throat  
Bubble, bubble, bubble, bubble, bubble, bubble, bubble  
Bubble, bubble, bubble and bubble Pop, Pop, Pop.....

## NUMBER WORK

Number work is an important part of learning for children in the early years because it provides vital life skills. They will help children to solve the problems, measures and develop their own spatial awareness.

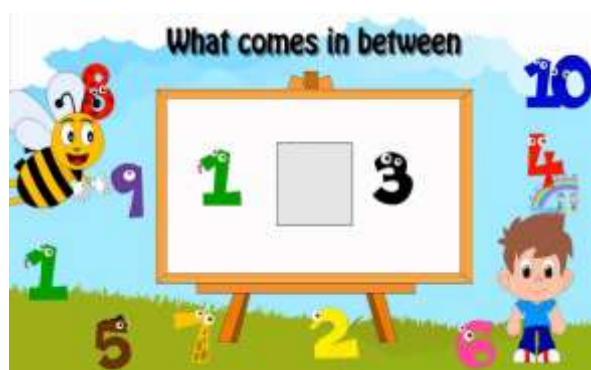
1. Sequential counting 0-100 was done.
2. Children were familiarised with numbers 0 to 20 with the help of stories and counting activities flash cards, modules interactive boards and green and smart board. Before



writing the number they were told about its formation, values and then they were taught to write in notebook. Various activity-based worksheets on numbers like joining the dots and making a picture, etc were also given to them to solve. Concept of Missing numbers, what number comes after, dodging, one many, circle the bigger number were introduced to the students.

Example:- Write the missing numbers :S

1 \_ 3 4 \_ \_ 7 \_ 9 \_ .....



## HINDI

किसी भी भाषा में महारथ हासिल करने के प्रमुख कारकों में से एक भाषा की आवाज़ को आंतरिक बनाना है। हिंदी विश्व में बोली जाने वाली प्रमुख भाषाओं में से एक है। विश्व की प्राचीन, समृद्ध और सरल भाषा होने के साथ साथ हिंदी हमारी राष्ट्र भाषा भी है। बच्चों के मन में हिंदी भाषा सीखने के प्रति रुचि बढ़ाने के लिए उन्हें स्वर एवं

व्यंजन के बीच अंतर सिखाया गया साथ ही उन्हें स्वर एवं व्यंजन लिखने और देख के समझने के लिए अनेक माध्यमों का सहारा लिया गया जैसे कहानियाँ सुनना, भिन्न भिन्न प्रकार की कार्य पत्रिकाओं में और अभ्यास पुस्तिकाओं में अभ्यास करवाना, उन अक्षरों से शुरू होने वाले चित्रों के



फलैश कार्ड्स दिखाना आदि। पूरे सत्र में जो स्वर एवं व्यंजन बच्चों को सिखाये गए वे हैं -

अ, आ, इ, ई, उ, ऊ, ए, ऐ, ओ, औ, अं, ट, ठ, ड, ढ, द, न, प, फ, व, ब, ष

उदाहरणार्थ अक्षर 'ए' का परिचय बच्चों को उसकी कहानी सुनकर एवं



‘एक’ ‘एकता’, ‘एड़ी’, ‘एकतारा’ आदि के फ़लैश कार्ड्स दिखाकर दिया गया। इसके पश्चात् सत्र के समापन तक बच्चों को बचे हुए व्यंजनों से भी परिचित कराया गया। सत्र के अंत तक बच्चे पूरी वर्णमाला का वाचन करने में सक्षम हो गए।





## E.V.S.(ENVIRONMENTAL STUDIES)

Environmental studies is all about learning the way we should live and how we can develop sustainable strategies to protect the environment. It helps individuals to develop an understanding of living and physical environment and how to resolve challenging environmental issues affecting nature.



Children were made familiar with the topics like- Myself, My Body Parts (In this topic children were told about Good Touch and Bad Touch also), Sense Organs, Health and Hygiene with variety of activities. Different aspects of Seasons- Summer, winter, Autumn and Spring, Food I eat like difference between Healthy and Junk Food, Games I play – Indoor and Outdoor, Colours – Primary and



Secondary, Festivals – National and Religious, Animals (Pet, Wild, Farm, Aquatic and a gist of Reptiles and Amphibians), Plants around us (Trees, Herbs, Shrubs, Climbers, Creepers and importance of plants), etc. were taken up with flash cards, e-modules, rhymes, collage making activity. Interactive sessions related to these topics and activities like Show and Tell were also conducted in a routine manner. Celebration of Dussehra, Diwali and Christmas is the high point of the year for children. On this occasion children enjoyed making Ravan Craft, Diwali Card, watching movie on Diwali and Santa during their virtual class. The spirit of Christmas was felt by one and all. Children were also taught different experiments like Heavy–Light, Sink–Float, Static Energy, Chemical Reaction of Turmeric and Detergent powder, Walking water, Germination, etc.



## CONCEPTUAL STUDIES



Concepts help a child to understand about direction, location, position, number, quantity, attributes, dimensions, size, similarities and differences, etc. It is

important to have a good understanding of different concepts as it assists in their ability to follow

instructions and be specific in what they are talking about. In order for a child to use concepts in their spoken language, they first need to have a good

understanding about what these

concepts are and what they mean. By developing this

understanding they are then better able to follow

instructions at home and in the school environment. With this perspective children at nursery level were familiarized

with the concepts like 'in-out', 'Up-Down', 'Big-Small',


'Tall-Short', 'Big-Medium-Small', 'Front-Back', 'Top-

Bottom',

and

etc. with the help of flash modules, videos and games.

encouraged to actively the activities done in the class these conceptual skills.



'Open-Shut' 'sequencing',

cards, e-

Children were participate in regarding

## MOTOR SKILL DEVELOPMENT



Motor development means the physical growth and strengthening of child's bones, muscles and ability to move and touch the surroundings. A child's motor development falls into fine motor (small movements

in the hands, wrists, fingers,

feet, toes, lips, tongue) and

gross motor skills

(development of muscles

that enable to walk, run, jump and skip). In order to

enhance these skills in the little ones, various

activities like how to walk in a proper line, how to do





namaste, how to sit on a chair, how to cough and sneeze, wishing teachers, carrying a tray without objects, outlining with seeds, matching of identical picture cards, rolling and unrolling of mats, transferring



kidney bowls from one bowl to another, turning pages of the book, pouring pulses from one jug to another, wiping of wet utensils, mixing sugar in water, segregating kidney and gram seeds, folding and unfolding of napkins with straight and diagonal lines, Rolling and unrolling of mats, opening and closing of bottle caps, etc were taught through live demonstration by the teachers.

Children learnt how to transfer beans from 1 bowl to another, pour daal 1jug to another, put down a glass without making a noise, pour water, dissolve sugar, wipe utensils, how to offer a pencil, use paper clips, clipping and unclipping of cloth pegs, folding and unfolding of napkins, opening closing Velcro.


## CULTURE AND PERSONALITY

Children were initially introduced with the Earth, Oceans and Continents, Continent Asia and then Asian Countries- India, Nepal, Sri Lanka, Bangladesh, China, Bhutan, Children were taught spoken, currency, famous monuments board, flash cards different worksheets.



Pakistan, Singapore, etc. the capital, Language Flag, handicrafts and with the help of smart and other e-modules and





*"Education is the most powerful weapon which you can use to change the world"*

Eminent Personalities from all the field like  
Freedom Fighters,

National Leaders, Music,

were taken up like Shri Rabindranath

Pt. Jawaharlal

Kalam, Milkha

Hari Prasad

Khan and Ustad

taught with the

and other e-modules etc. during the virtual classes.



Chaurasia, Pt. Ravi Shankar, Ustad Bismillah  
Zakir Hussain were

help of PPT, flash cards

and other e-modules etc. during the virtual classes.



Sports

Tagore, Mahatma Gandhi,

Nehru, Dr APJ Abdul

Singh, Bhagat Singh, Pt.



## COMPUTER

Computer education for the little ones extends the potential for children's learning and development far beyond traditional teaching.

Children at SRGS were introduced with computer education through PPTs related to Introduction of computer, Who invented a computer, Different parts of computer, all special keys like Alpha Numeric Keys, Space bar, Back Space and Function Keys, etc. Once the kids were familiarized with the different keys, they were taught typing of letters and then two letter words and their names. It was indeed an enthralling experience for them.





## ACTIVITIES



The festive season and celebration are the most joyous time of the year for everyone. We Indians belong to the land of festivals and celebrations. Every festival has its own importance and sanctity.

Children will remember an important day only if they are told what the occasion signifies. So, a celebration makes them aware of the world and their surrounding in a more fun way. Celebrating festivals and all major events at preschool level plays a very vital role in learning and building a strong cultural belief. Such celebrations bring the students closer to our traditions and cultural beliefs and develop a feeling of respect towards them.

All the activities were conducted virtually wherein Kids were shown videos, they enjoyed doing the art and craft activities and many more. Here is a gist of the activities and events conducted the whole year.

**EARTH DAY** – Earth Day is an annual event celebrated around the world on April 22 to demonstrate support for

environmental protection. Children were made aware about keeping their surroundings clean and say No to plastic and were also told about the principle of 3R's – Reduce, Reuse and Recycle.



**MOTHER'S DAY**- God could not be everywhere and so He created Mothers. Mother's Day celebrates motherhood and the contribution of mothers in society. This special day is for children as well as the mothers to relish the everlasting bond of love

and affection with each other. On this day kids made a beautiful card, sandwiches and lemonade for their moms along with the jewellery made by Pasta and Macroni.



**Independence Day** – It celebrates the date in 1947 when the Indian Independence Act came into effect, and the country was no longer under British imperialist rule. The National Festival was celebrated with great love and respect.

**JANMASTHMI** – Janmashtami, the day of birth of Lord Krishna was celebrated with pomp and gaiety. Kids



decorated their matkis, sang Janmashtami song and enjoyed watching the video.



**RAKSHABANDHAN** – festival celebrates the love of a brother for his sister. On this day, sisters tie rakhi on the wrists of their brothers. Within these Rakhis reside sacred feelings and well wishes. On this day Kids were told the significance of this auspicious day and the story behind this festival of love and togetherness. They made rakhis and

enjoyed watching videos on Rakshabandhan.

**DUSSHERA** -The festival that signifies the triumph of good over evil. Kids made the card of Ravana in the art session. They enjoyed watching videos and the story related to Dusshera.



**GRANDPARENT'S DAY** – *“A grandparent is a little bit parent, a little bit teacher, and a little bit best friend.”* The Day commemorated with a small celebration in which grandparents along with their grandchildren participated virtually. Kids were dressed up like their grandparents. Children recited poems and song for their grandparents.

**DIWALI** - Diwali the festival of lights is one of the major festivals celebrated by all over the country. Kids were appraised with the significance of Diwali. They were also told the story behind this and made to decorate diyas which was the most happening craft for them.



**LA COMPETENCIA** – The Inter school competition, La Competencia was organised virtually for the Pre-primary children of the town. Children from many Preschools along with SRGS participated whole heartedly in different activities like dance, English and Hindi recitation, Show and tell. They shared their videos for the competition. It was great learning, experiential and motivating event for all – the students as well as the teachers.



**Republic Day** – The National Festival was celebrated as the constitution of the country came into force on January 26, 1950. Kids attended the event virtually. Kids impersonified the freedom fighters and national leaders.

**BASANT PANCHMI** - Vasant Panchami also called (Saraswati Puja) is a festival that marks the arrival of spring. The day is celebrated by worshipping Maa Saraswati, the Goddess of Knowledge, Music, Art and Learning. The festival was celebrated virtually. Live streaming was done from school in which children could see the Puja being done by the Principal and teachers in school. Importance of the day was told to them through the Teacher's talk.





# CO-CURRICULAR ACTIVITIES

Co-curricular activities are intended to bring social & intellectual skills, moral, cultural & ethical values, personality development and character advancement in students. All the co-curricular activities this year were done virtually wherein our activity teachers shared their dance, yoga & exercise, music and art-craft work videos. Not

only this, they even conducted the classes once in a week. Effective videos enabled our kids to learn everything without fail.

